


Shellwork

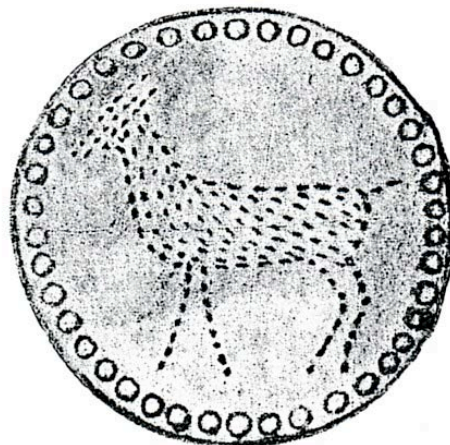
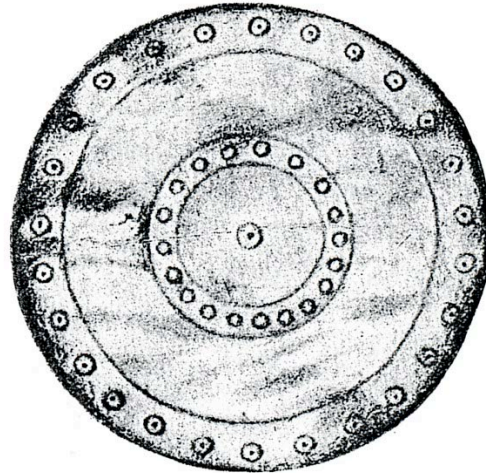

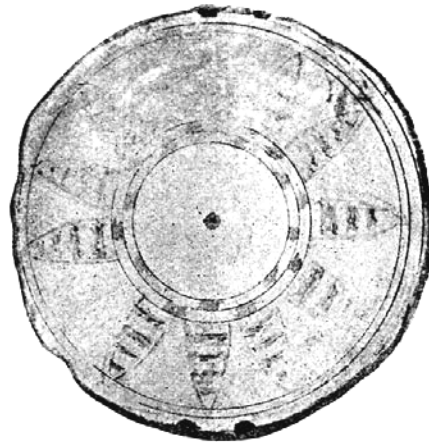
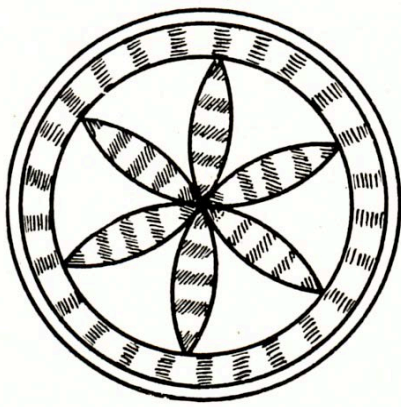
Do you know what this design represents?



It is called a Shell Runtée and it was worn on a necklace about 400 years ago. The shell was engraved with this kind of design, often with the six-sided leaf pattern. It could represent the sun.

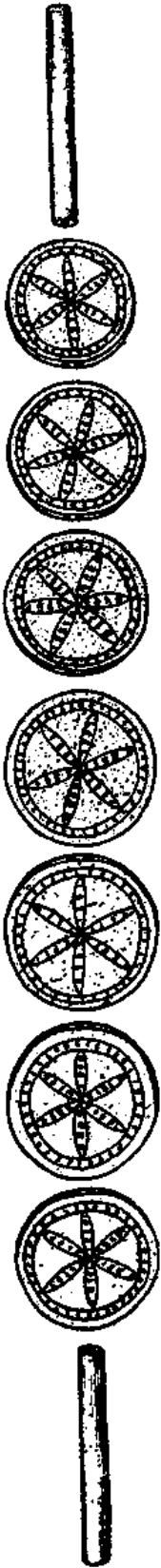
The circle is a common symbol of unity and strength. You can see how our modern-day beaded medallions were derived from such ancient designs.

Deyohahá:ge: Indigenous Knowledge Centre
Hodino:ni Art Lesson #4



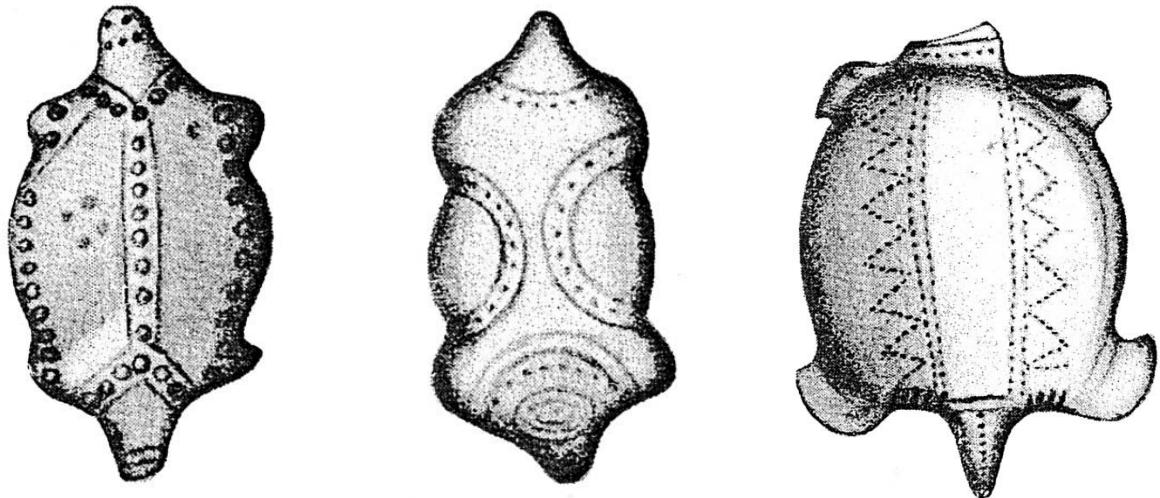
Deyohahá:ge: Indigenous Knowledge Centre
Hodinohso:ni Art Lesson #4

Shell runtee necklace, Cayuga, Great gully, NY



Shell Runtee. This shell runtee is 1 1/2" in diameter, with a star pattern on both sides. Tiny Squares are incised around the rim. Found from the Sarf Cache site. Luzerne County, pa. Iroquois in origin.

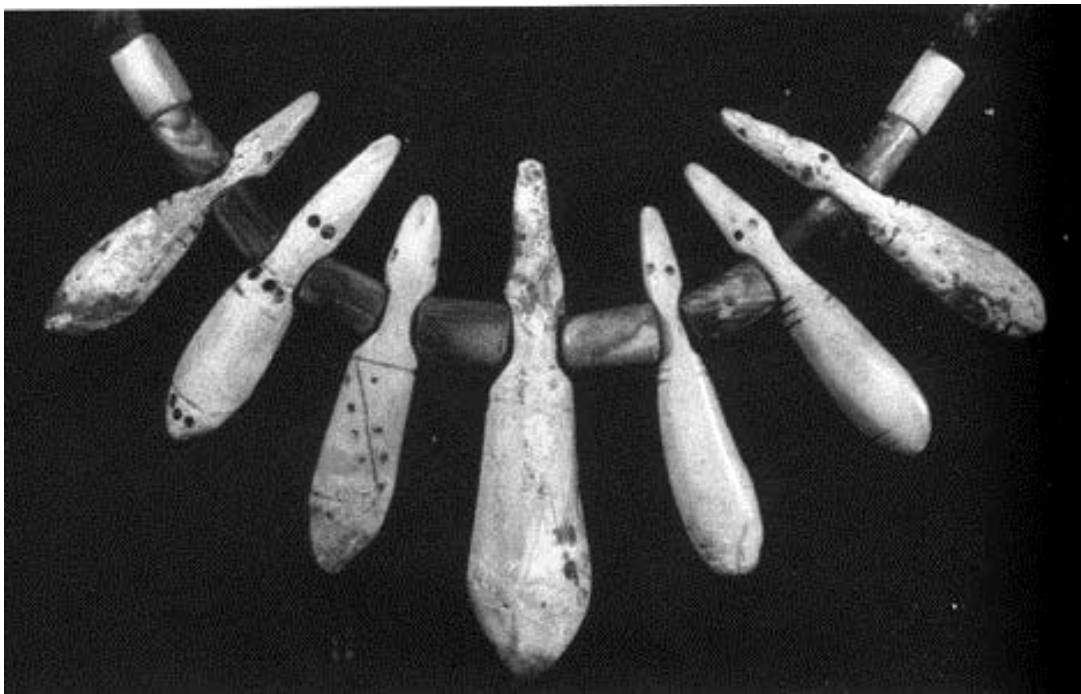




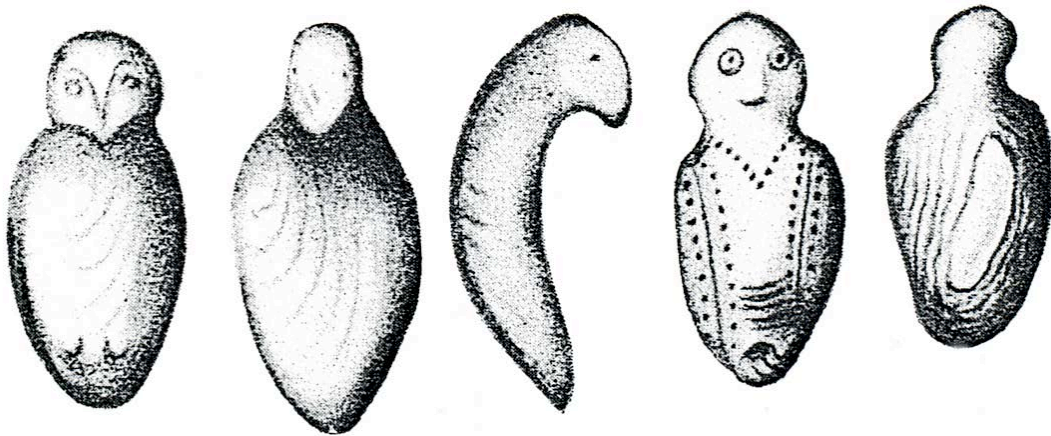
Above: Turtle Amulets;

Shell ornaments have enough shape to suggest the bird, animal or amphibian that it represents, with surface decoration of engraved lines and dots. A hole was drilled sideways, through the ornament in order to string it as a necklace.


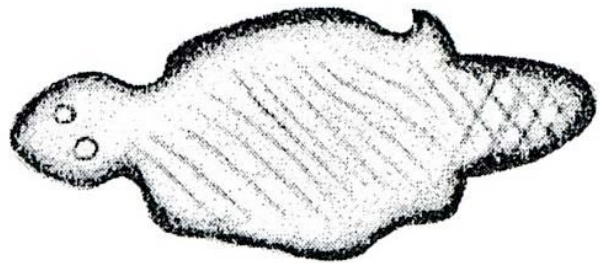


Birds.



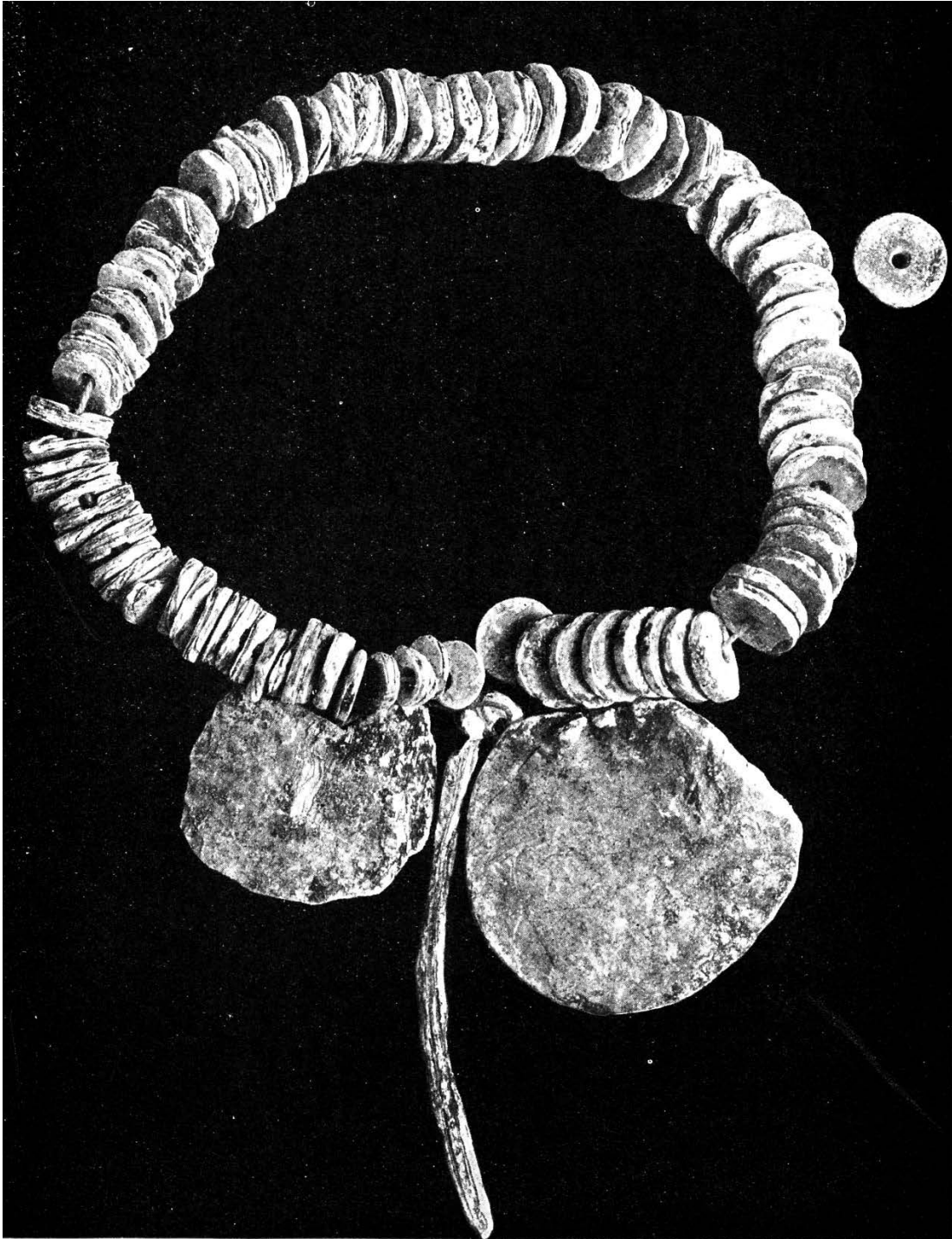
Shellwork



Deyohahá:ge: Indigenous Knowledge Centre
Hodinohso:ni Art Lesson #4



Shell Beads



Erie Woman's Necklace, Ripley, N.Y.

Deyohahá:ge: Indigenous Knowledge Centre
Hodinohso:ni Art Lesson #4



Flat shell beads were very popular centuries ago.



Shell Gorget



Two Different Shell ornaments worn by Joseph Brant. A section is cut from a large conch shell and polished. Silver beads are attached by a post that is inserted in holes that are drilled through the shell. A silver medallion with Brant's initials are attached in the center.



Shell disk with silver beads, Morgan Collection, 1850s.

**Deyohahá:ge: Indigenous Knowledge Centre
Hodinohso:ni Art Lesson #4**



Found on Deerfield, MA site after
Kahnawake warriors attacked, 1709




Seneca Arts Project, Rochester Museum and Science center, 1930s

Wampum Belt Designs



Council Fire, Clan or Nation








Rafter design, representing a nation of the Confederacy.




Two Clan, nations or people joined together



Nation Fire on Path of Peace



Human Figures



**Deyohahá:ge: Indigenous Knowledge Centre
Hodinohso:ni Art Lesson #4**



Indigenous Knowledge Centre - Hodinohso:ni Art Lessons

This project was made possible by support from the Ministry of Tourism, Culture and Sport. These materials are for educational purposes only, and not meant for commercial use, and teachers are free to copy the lesson plans and share them with their students.

We have tried to provide proper credit for all visuals and quotes used in these lesson plans. If you feel that we have used any material improperly, please contact us and we will be glad to give proper recognition.

Compiled by Rick Hill, Research Projects Coordinator, and Roxanne Sky, Program Assistant, Deyohahá:ge: - Indigenous Knowledge Centre, Six Nations Polytechnic, P.O. Box 700, Grand River Territory, Ohsweken, ON, N0A 1M0

Web: www.snpolytechnic.com © 2012.

